

EXCAVATOR

SY215E

STANDARD FEATURES

- ➔ All electric, emission-free performance
- ➔ Equipped with a lithium iron phosphate (cobalt free) battery
- ➔ Fully flexible, automotive standard (CCS2) charging solution
- ➔ ROPS/FOPS certified cab

150 kW/1800 rpm

Net Power

1.1m³

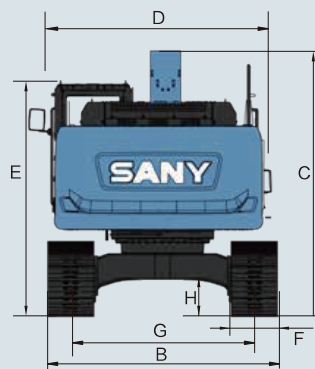
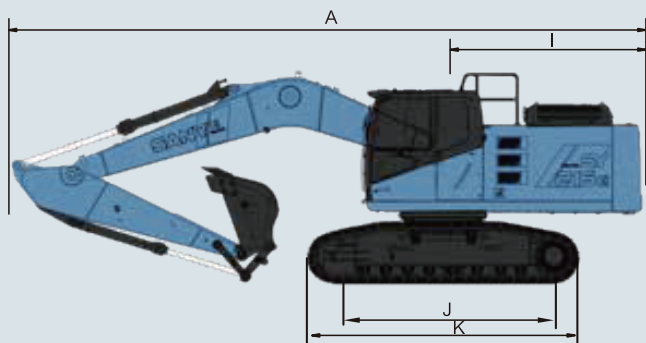
Bucket capacity

23200 kg

Operating Weight

138 kN

Bucket Breakout Force



TECHNICAL SPECIFICATIONS

TECHNICAL SPECIFICATIONS

Operating Weight	23200 kg
Ground Pressure	47 kPa
Battery & Electrical motor	
Battery Type	LFP
Battery Voltage	618 V
Battery capacity (full package)	422 kWh
Indicative runtime (depending on application)	5-8 hours
Auxiliary Battery Voltage	2×12 V
Auxiliary Battery Capacity	120 Ah
Motor type	PMSM
Rated power	150 kW/ 1800 rpm
Hydraulics	
Operating Flow (maximum)	462 L/min
Operating Pressure (maximum)	34.3 MPa
Auxiliary Flow (maximum)*	550 L/min
Auxiliary Pressure (maximum)	50 MPa
Travel Motor	
Travel Pressure (maximum)	34.3 MPa
Travel Speeds (maximum)	3.3 / 5.4 km/hr
Travel Effort (maximum)	220 kN
Grade Capability (maximum)	35°
Slew Motor	
Slew Pressure (maximum)	28 MPa
Slew Speed (maximum)	12.5 RPM

*Based on theoretical calculation at max flow with no load. Subject to alterations. In the interest of continual equipment development,

DIMENSIONS

DIMENSIONS

Boom Length	5700 mm
Dipper Length	2925 mm
A Transport Length	9910 mm
B Transport Width	3080 mm
C Transport Height	3440 mm
D Upper Structure Width	2875 mm
E Height Over Cab	3075 mm
F Track Width (standard shoe)	700 mm
G Track Gauge	2380 mm
H Ground Clearance (minimum)	480 mm
I Tail Swing Radius	3125 mm
J Track Length on Ground	3640 mm
K Track Length	4450 mm

SERVICE REFILL CAPACITIES

Cooling System Capacity	46.0 L
Hydraulic Tank Capacity	230.0 L

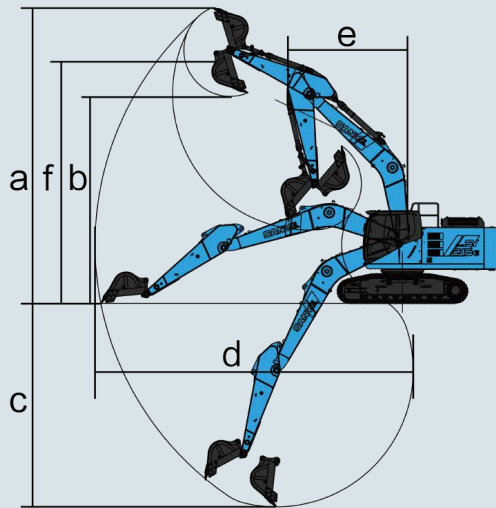
Undercarriage

Track Shoe Width (standard)	700 mm
Track Rollers (per side)	8
Carrier Rollers (per side)	2

Based on theoretical calculation at max flow with no load. Subject to alterations. In the interest of continual equipment development, SANY UK Inc. reserves the right to change these specifications at any time without prior notification.

PRODUCT SPECIFICATIONS EXCAVATOR || SY215E

WORKING RANGE



WORKING RANGE

A	Maximum Digging Height	9600 mm
B	Maximum Dumping Height	6730 mm
C	Maximum Digging Depth	6255 mm
D	Maximum Digging Reach	10280 mm
E	Minimum Swing Radius	3730 mm
F	Maximum height at Minimum Swing Radius	7680 mm

DIGGING PERFORMANCE

Boom Length	5700 mm
Dipper Length	2925 mm
Bucket Breakout Force (ISO)	138 kN
Dipper Tearout Force (ISO)	103 kN

Standard 5700 mm Boom
Standard 2925 mm Dipper
Standard 700 mm Tracks

Ratings are based on ISO 10567:2007. Lift capacity does not exceed 75% of tipping load with the machine on firm, level ground or 87% of hydraulic lifting capacity.

LIFTING PERFORMANCE

LOAD RADIUS	3.0 m		4.5m		6.0 m		7.5 m		MAX REACH		
LOAD POINT HEIGHT											mm
7.5 m					4439.8 kg	4439.18 kg			3142.46 kg	3142.46 kg	6275
6.0 m					5210.52 kg	4631.08 kg			3143.33 kg	3143.33 kg	7360
4.5 m					5905.03 kg	4466.82 kg	4636.06 kg	3133.94 kg	3099.06 kg	2783.4 kg	8025
3.0 m			8686.56 kg	6388.9 kg	6380.68 kg	4225.13 kg	4523.84 kg	3031 kg	3182.79 kg	2540.63 kg	8370
1.5 m			9504.66 kg	5894.4 kg	6112.18 kg	3985.7 kg	4396.98 kg	2914.62 kg	3381.79 kg	2450.68 kg	8435
0 m	6663.3 kg	6663.3 kg	9129.42 kg	5577.9 kg	5922.25 kg	3816.32 kg	4296.37 kg	2822.33 kg	3717.27 kg	2494.18 kg	8230
-1.5 m	10709 kg	10353.9 kg	9085.85 kg	5541.2 kg	5840.95 kg	3743.83 kg	4275.64 kg	2803.31 kg	4110.75 kg	2703.05 kg	7730
-3.0 m	16361 kg	10539.8 kg	9156.21 kg	5600.5 kg	5882.45 kg	3780.84 kg			4996.22 kg	3295.6 kg	6870
-4.5 m	14692 kg	10913 kg	9415.98 kg	5819.6 kg					6959.28 kg	4477.58 kg	5485

* Indicates load limited by hydraulic lifting capacity.

Based on theoretical calculation at max flow with no load. Subject to alterations. In the interest of continual equipment development, SANY UK Inc. reserves the right to change these specifications at any time without prior notification.





STANDARD AND OPTIONAL EQUIPMENT

s = standard / o = optional

SY215E Power System	
s	Lithium-ion battery pack
s	Permanent magnet synchronous motor
s	Integrated controller
s	Battery Self-heating
s	High voltage interlock
s	Intelligent fault diagnosis
s	Standard charging port
o	DC charging pile
Cab	
s	Heating and Cooling Air conditioning
s	Fresh air intake system
s	Air conditioning
s	Defrosting system
s	Soundproof steel cab
s	Reinforced light glazing
s	Open roof
s	Rear window emergency exit
s	Parallel wiper
s	Air Suspension Seat
s	Seat Heating
s	Green Beacon
s	Amber Beacon
s	AM-FM radio
s	Both sides mirrors
s	Cup holder
s	Cab interior lights
s	Escape hammer
s	Storage bins, sundries bags
s	Pilot control cut-out lever
s	Sun shade
s	Bluetooth
s	10 "smart touch screen
s	LED Working Lights
s	Control panel
o	360° camera
s	Rear-side camera

**INDUSTRY'S
STRONGEST
STANDARD
WARRANTY**

**5-YEARS
5,000 HOURS**



STANDARD AND OPTIONAL EQUIPMENT

s = standard / o = optional

SY215E HYDRAULIC SYSTEM	
s	Swing brake
s	2 speed travel
s	Piping for additional hydraulic function AUX 1
s	Piping for additional hydraulic function AUX 2
s	Electronically Control Hydraulic System
s	Control valve with spare oil port
s	Oil suction filter
s	Return filter
s	Pilot filter
UPPERSTRUCTURE	
s	700mm tracks
o	600mm tracks
s	Transport lashing points
s	Extension foot pedal
s	Track guides, front idler and 2 per side
s	2 upper carrier roller each side
s	8 lower track rollers each side
UPPERSTRUCTURE	
s	Both sides mirrors
s	Lockable cab, hood and service doors
o	Boxing ring
s	Bolt-on handrail
o	Cab guards
o	Vandal Guards
o	GPS System
o	Customer EVI System

<p>INDUSTRY'S STRONGEST STANDARD WARRANTY</p>	<p>5 - YEARS 5,000 HOURS</p>
--	---



SANY HEAVY MACHINERY (UK) LTD
 info@sanyuk.com
 www.sanyuk.com